

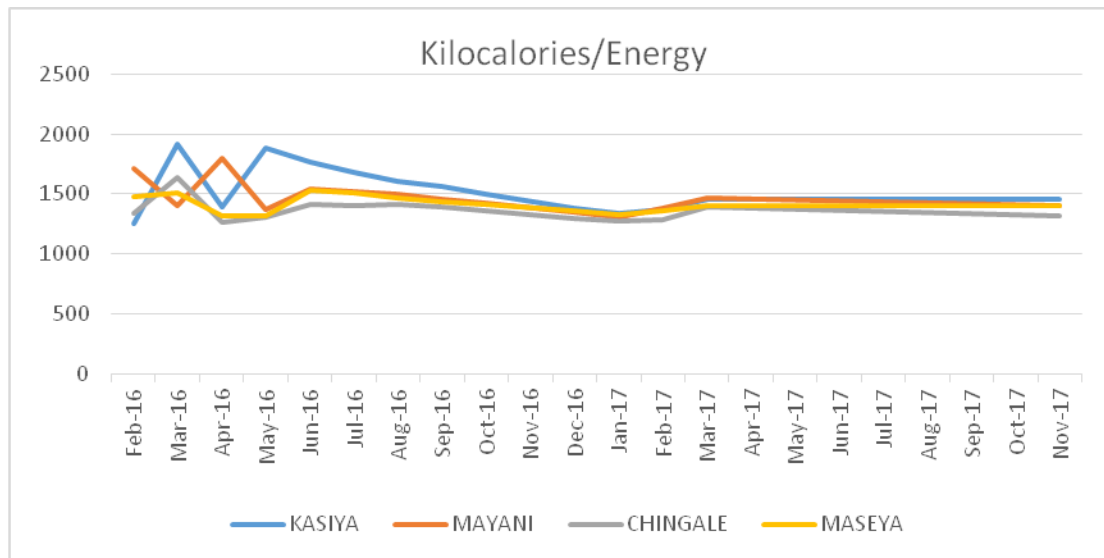
CFSC RURAL BASIC NEED BASKET: Lilongwe rural (Kasiya), Dedza (Mayani), Zomba rural (Chingale area) & Chikwawa for February 2016 to March 2017 for a family of 6 (SUMMARY).

| KILOCALORIES (ENERGY)-Recommended: 2400 Kcal/person/day | | | | | | | | | | | | | | |
|--|---------------|---------------|---------------|---------------|---------------|---------------|---------------|---------------|---------------|---------------|---------------|---------------|---------------|---------------|
| AREA | FEB | MAR | APRIL | MAY | JUNE | JULY | AUG | SEPT | OCT | NOV | DEC | JAN | FEB | MAR |
| KASIYA | 1249 | 1920 | 1397 | 1884 | 1766 | 1685 | 1607 | 1567 | 1498 | 1452 | 1378 | 1342 | 1367 | 1456 |
| MAYANI | 1715 | 1405 | 1794 | 1366 | 1547 | 1523 | 1495 | 1454 | 1423 | 1402 | 1355 | 1312 | 1385 | 1466 |
| CHINGALE | 1338 | 1634 | 1261 | 1311 | 1413 | 1402 | 1411 | 1388 | 1356 | 1313 | 1301 | 1274 | 1287 | 1390 |
| MASEYA | 1475 | 1506 | 1321 | 1321 | 1528 | 1510 | 1465 | 1433 | 1411 | 1398 | 1365 | 1325 | 1356 | 1402 |
| COST OF IDEAL FOOD ITEMS (in Malawi Kwacha) | | | | | | | | | | | | | | |
| AREA | FEB | MAR | APRIL | MAY | JUNE | JULY | AUG | SEPT | OCT | NOV | DEC | JAN | FEB | MAR |
| KASIYA | 73,520 | 70,720 | 66,620 | 73,900 | 73,540 | 74,100 | 74,566 | 75,233 | 75,500 | 76,122 | 76,190 | 77,200 | 77,689 | 77,450 |
| MAYANI | 69,920 | 70,990 | 72,070 | 75,950 | 71,420 | 73,443 | 73,555 | 74,222 | 75,200 | 75,655 | 76,300 | 76,998 | 77,100 | 76,300 |
| CHINGALE | 79,800 | 76,770 | 73,480 | 73,480 | 84,075 | 84,122 | 84,335 | 85,122 | 85,200 | 85,455 | 85,670 | 86,155 | 86,989 | 84,432 |
| MASEYA | 76,220 | 75,730 | 85,630 | 85,630 | 89,120 | 89,245 | 89,546 | 90,345 | 91,430 | 91,623 | 92,777 | 93,300 | 94,133 | 92,111 |
| COST OF IDEAL NON FOOD ITEMS(in Malawi Kwacha) | | | | | | | | | | | | | | |
| AREA | FEB | MAR | APRIL | MAY | JUNE | JULY | AUG | SEPT | OCT | NOV | DEC | JAN | FEB | MAR |
| KASIYA | 19,010 | 21,430 | 20,750 | 18,610 | 19,100 | 19,455 | 19,556 | 19,750 | 19,800 | 20,103 | 20,156 | 20,250 | 20,252 | 20,298 |
| MAYANI | 26,050 | 23,045 | 23,045 | 22,720 | 23,140 | 23,145 | 23,423 | 24,089 | 24,139 | 24,141 | 24,200 | 24,259 | 24,308 | 24,450 |
| CHINGALE | 22,855 | 25,985 | 23,990 | 22,160 | 24,198 | 24,222 | 24,349 | 24,400 | 24,450 | 24,455 | 24,459 | 24,498 | 24,555 | 24,682 |

| | | | | | | | | | | | | | | |
|---|---------|---------|---------|---------|---------|---------|---------|---------|---------|---------|---------|---------|---------|---------|
| MASEYA | 25,210 | 24,290 | 24,970 | 23,870 | 24,170 | 24,900 | 24,923 | 24,925 | 25,100 | 25,259 | 25,350 | 25,444 | 25,445 | 25,556 |
| SCHOOL EXPENSES in Malawi Kwacha (Quarterly Averages, equal to all areas) | | | | | | | | | | | | | | |
| KASIYA | 15,634 | | | | | | | | | | | | | |
| MAYANI | 15,634 | | | | | | | | | | | | | |
| CHINGALE | 15,634 | | | | | | | | | | | | | |
| MASEYA | 15,634 | | | | | | | | | | | | | |
| AVERAGE MONTHLY INCOME | | | | | | | | | | | | | | |
| AREA | FEB | MARCH | APRIL | MAY | JUNE | JULY | AUG | SEPT | OCT | NOV | DEC | JAN | FEB | MAR |
| KASIYA | 7,835 | 8,893 | 8,823 | 18,908 | 16,657 | 15,220 | 14890 | 13,566 | 13,400 | 13,124 | 13,000 | 11,250 | 9,590 | 10,500 |
| MAYANI | 23,848 | 9,137 | 8,266 | 8,491 | 19,322 | 16,454 | 15,900 | 13,432 | 13,222 | 12,890 | 12,798 | 12,800 | 12,600 | 13,532 |
| CHINGALE | 15,132 | 9,131 | 17,700 | 16,581 | 11,365 | 15,244 | 12,967 | 13,788 | 13,656 | 13,598 | 13,450 | 13,310 | 13,200 | 14,445 |
| MASEYA | 29,757 | 9,150 | 41,068 | 30,568 | 79,923 | 55,922 | 61,567 | 65,187 | 64,500 | 64,232 | 63,555 | 63,299 | 63,122 | 65,788 |
| COST OF LIVING (Ideal Food Item Total + Ideal Non Food Item Total + School Expenses) | | | | | | | | | | | | | | |
| AREA | FEB | MAR | APRIL | MAY | JUNE | JULY | AUG | SEPT | OCT | NOV | DEC | JAN | FEB | MAR |
| KASIYA | 108,164 | 107,784 | 102,604 | 108,144 | 108,274 | 109,189 | 109,756 | 110,617 | 110,934 | 111,859 | 111,980 | 113,084 | 113,575 | 113,382 |
| MAYANI | 111,604 | 109,669 | 110,749 | 114,304 | 110,194 | 112,222 | 112,756 | 113,945 | 114,973 | 115,430 | 116,134 | 116,891 | 117,042 | 116,384 |
| CHINGALE | 118,289 | 118,389 | 113,104 | 111,274 | 123,907 | 123,978 | 124,318 | 125,156 | 125,284 | 125,544 | 125,763 | 126,287 | 127,178 | 124,748 |

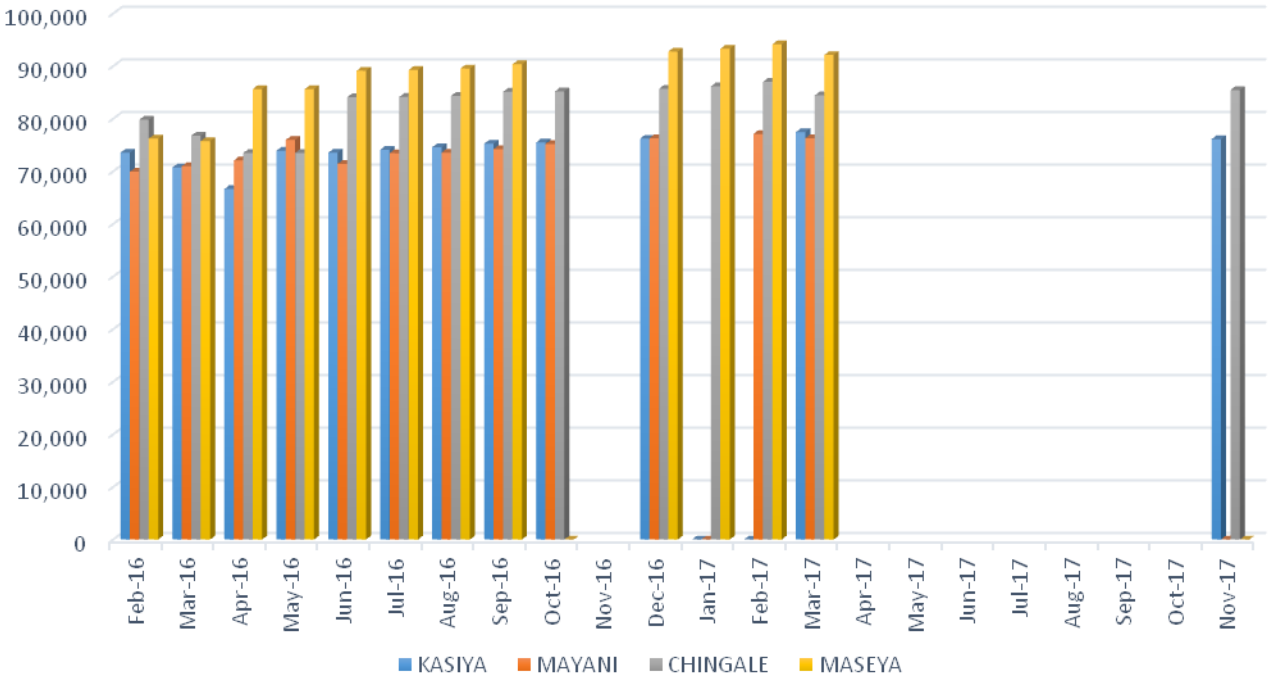
| | | | | | | | | | | | | | | |
|---------------|----------------|----------------|----------------|----------------|----------------|----------------|----------------|----------------|----------------|----------------|----------------|----------------|----------------|----------------|
| MASEYA | 117,064 | 115,654 | 126,234 | 125,134 | 128,924 | 129,779 | 130,103 | 130,704 | 132,164 | 132,516 | 133,761 | 134,378 | 135,212 | 133,301 |
|---------------|----------------|----------------|----------------|----------------|----------------|----------------|----------------|----------------|----------------|----------------|----------------|----------------|----------------|----------------|

Kilocalories/person/day

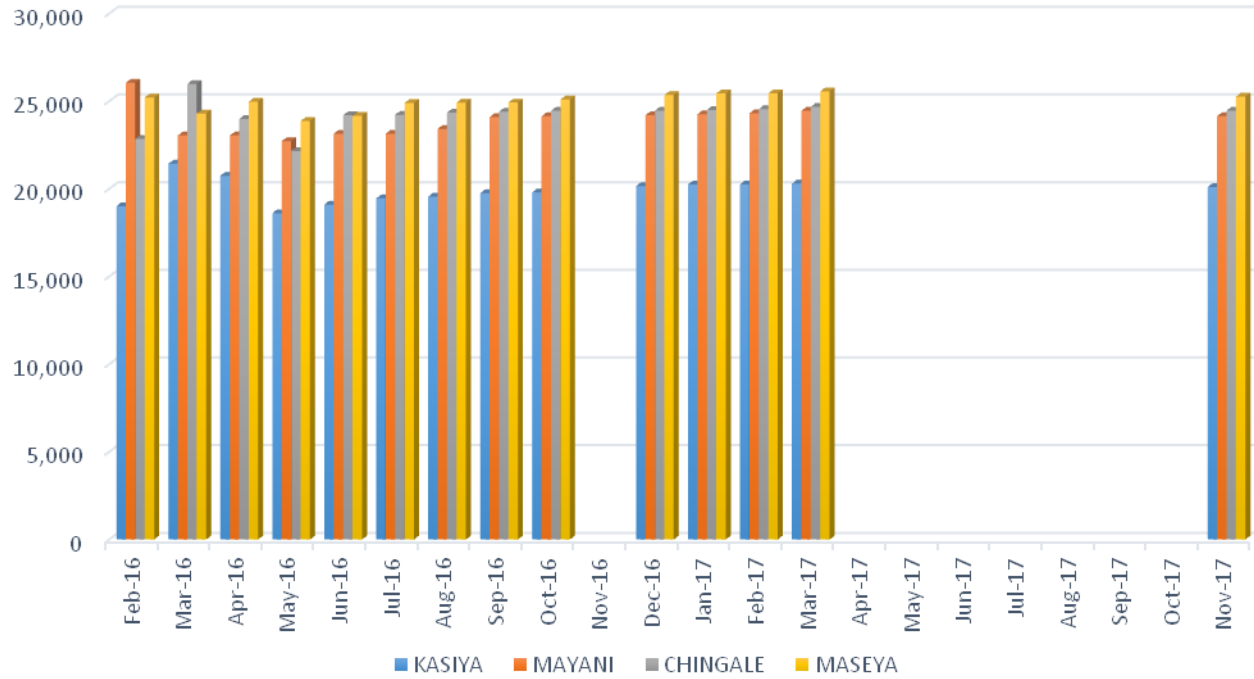


Cost of Ideal Food Items

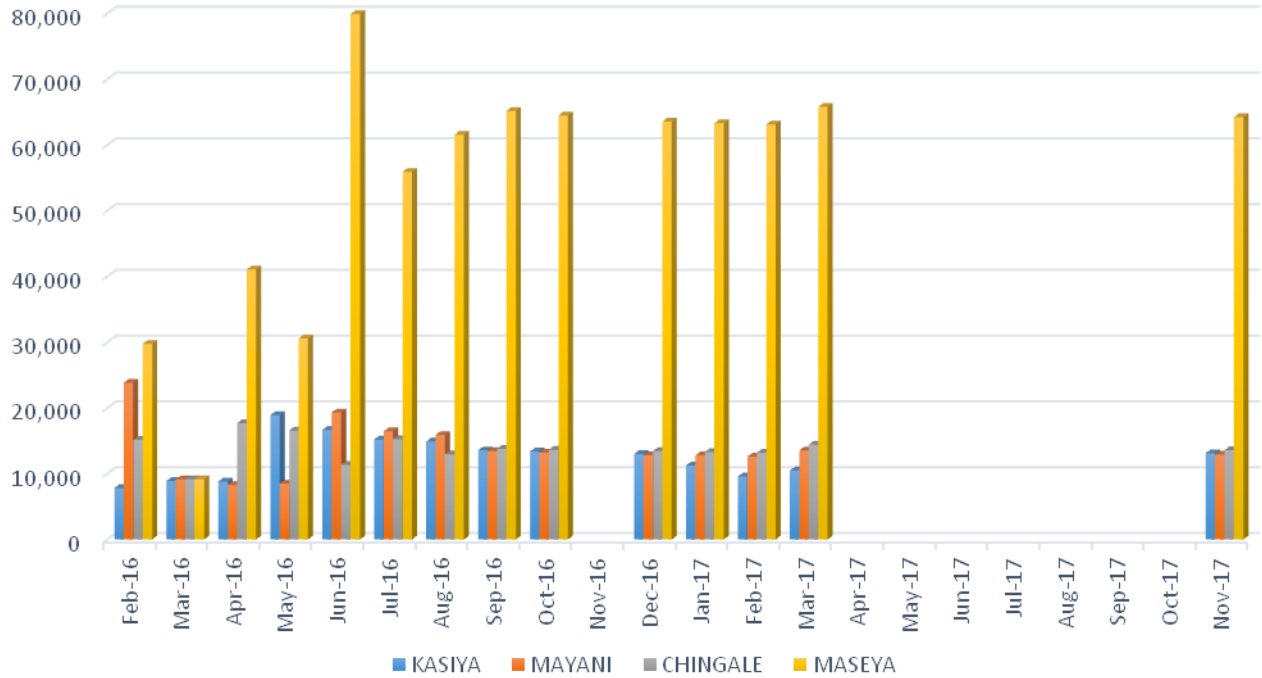
Cost of Ideal Food Items



Cost of Ideal Non-Food Items



Average Monthly Income



Cost of Living

