

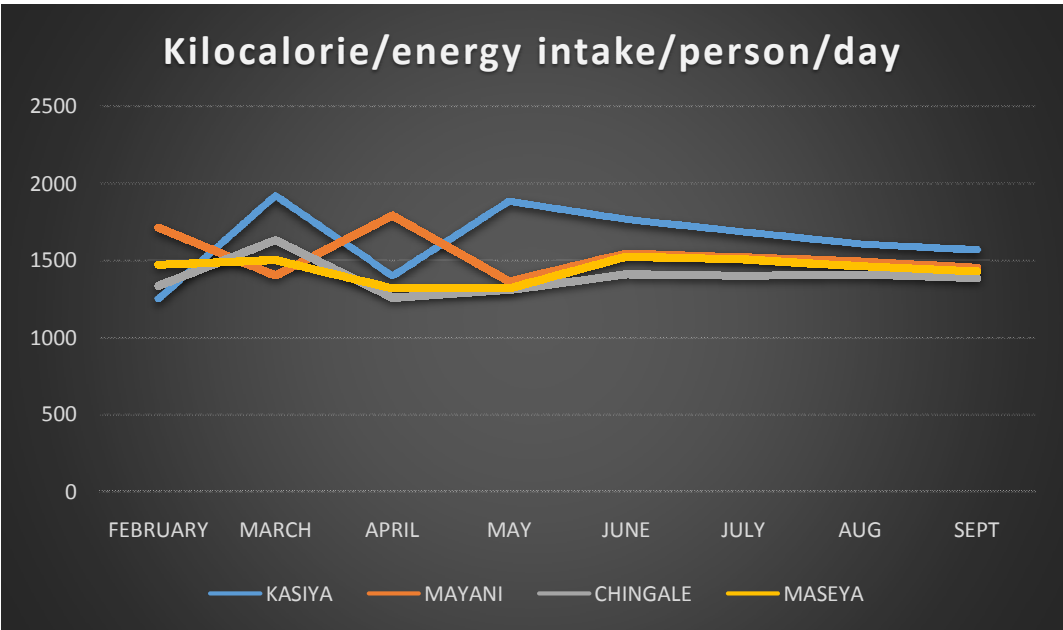
**CFSC RURAL BASIC NEED BASKET: Lilongwe rural (Kasiya), Dedza (Mayani), Zomba rural (Chingale area) & Chikwawa for February to September 2016 for a family of 6 (SUMMARY).**

<b>KILOCALORIES (ENERGY)-Recommended: 2400 Kcal/person/day</b>								
<b>AREA</b>	<b>FEBRUARY</b>	<b>MARCH</b>	<b>APRIL</b>	<b>MAY</b>	<b>JUNE</b>	<b>JULY</b>	<b>AUG</b>	<b>SEPT</b>
<b>KASIYA</b>	<b>1249</b>	<b>1920</b>	<b>1397</b>	<b>1884</b>	<b>1766</b>	<b>1685</b>	<b>1607</b>	<b>1567</b>
<b>MAYANI</b>	<b>1715</b>	<b>1405</b>	<b>1794</b>	<b>1366</b>	<b>1547</b>	<b>1523</b>	<b>1495</b>	<b>1454</b>
<b>CHINGALE</b>	<b>1338</b>	<b>1634</b>	<b>1261</b>	<b>1311</b>	<b>1413</b>	<b>1402</b>	<b>1411</b>	<b>1388</b>
<b>MASEYA</b>	<b>1475</b>	<b>1506</b>	<b>1321</b>	<b>1321</b>	<b>1528</b>	<b>1510</b>	<b>1465</b>	<b>1433</b>
<b>COST OF IDEAL FOOD ITEMS (in Malawi Kwacha)</b>								
<b>AREA</b>	<b>FEBRUARY</b>	<b>MARCH</b>	<b>APRIL</b>	<b>MAY</b>	<b>JUNE</b>	<b>JULY</b>	<b>AUG</b>	<b>SEPT</b>
<b>KASIYA</b>	<b>73,520</b>	<b>70,720</b>	<b>66,620</b>	<b>73,900</b>	<b>73,540</b>	<b>74,100</b>	<b>74,566</b>	<b>75,233</b>
<b>MAYANI</b>	<b>69,920</b>	<b>70,990</b>	<b>72,070</b>	<b>75,950</b>	<b>71,420</b>	<b>73,443</b>	<b>73,555</b>	<b>74,222</b>
<b>CHINGALE</b>	<b>79,800</b>	<b>76,770</b>	<b>73,480</b>	<b>73,480</b>	<b>84,075</b>	<b>84,122</b>	<b>84,335</b>	<b>85,122</b>
<b>MASEYA</b>	<b>76,220</b>	<b>75,730</b>	<b>85,630</b>	<b>85,630</b>	<b>89,120</b>	<b>89,245</b>	<b>89,546</b>	<b>90,345</b>
<b>COST OF IDEAL NON FOOD ITEMS(in Malawi Kwacha)</b>								
<b>AREA</b>	<b>FEBRUARY</b>	<b>MARCH</b>	<b>APRIL</b>	<b>MAY</b>	<b>JUNE</b>	<b>JULY</b>	<b>AUG</b>	<b>SEPT</b>
<b>KASIYA</b>	<b>19,010</b>	<b>21,430</b>	<b>20,750</b>	<b>18,610</b>	<b>19,100</b>	<b>19,455</b>	<b>19,556</b>	<b>19,750</b>
<b>MAYANI</b>	<b>26,050</b>	<b>23,045</b>	<b>23,045</b>	<b>22,720</b>	<b>23,140</b>	<b>23,145</b>	<b>23,423</b>	<b>24,089</b>
<b>CHINGALE</b>	<b>22,855</b>	<b>25,985</b>	<b>23,990</b>	<b>22,160</b>	<b>24,198</b>	<b>24,222</b>	<b>24,349</b>	<b>24,400</b>
<b>MASEYA</b>	<b>25,210</b>	<b>24,290</b>	<b>24,970</b>	<b>23,870</b>	<b>24,170</b>	<b>24,900</b>	<b>24,923</b>	<b>24,925</b>
<b>SCHOOL EXPENSES in Malawi Kwacha (Quarterly Averages, equal to all areas)</b>								
<b>KASIYA</b>	<b>15,634</b>							
<b>MAYANI</b>	<b>15,634</b>							
<b>CHINGALE</b>	<b>15,634</b>							
<b>MASEYA</b>	<b>15,634</b>							

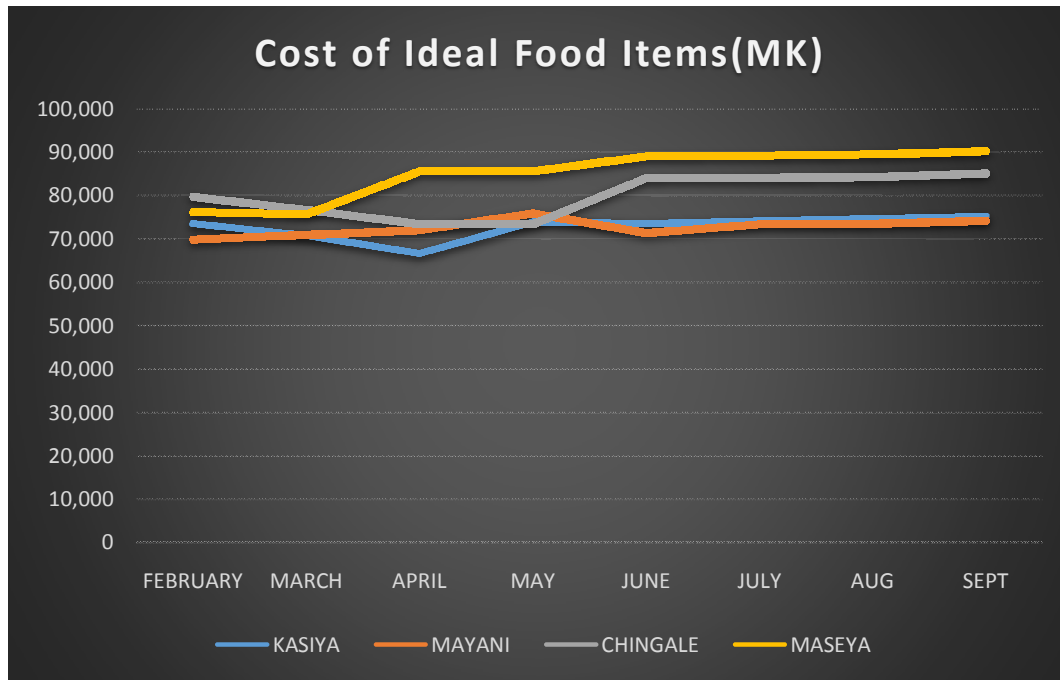
AVERAGE MONTHLY INCOME								
AREA	FEBRUARY	MARCH	APRIL	MAY	JUNE	JULY	AUG	SEPT
KASIYA	7,835	8,893	8,823	18,908	16,657	15,220	14890	13,566
MAYANI	23,848	9,137	8,266	8,491	19,322	16,454	15,900	13,432
CHINGALE	15,132	9,131	17,700	16,581	11,365	15,244	12,967	13,788
MASEYA	29,757	9,150	41,068	30,568	79,923	55,922	61,567	65,187
COST OF LIVING (Ideal Food Item Total + Ideal Non Food Item Total + School Expenses)								
AREA	FEBRUARY	MARCH	APRIL	MAY	JUNE	JULY	AUG	SEPT
KASIYA	108,164	107,784	102,604	108,144	108,274	109,189	109,756	110,617
MAYANI	111,604	109,669	110,749	114,304	110,194	112,222	112,756	113,945
CHINGALE	118,289	118,389	113,104	111,274	123,907	123,978	124,318	125,156
MASEYA	117,064	115,654	126,234	125,134	128,924	129,779	130,103	130,704

**GRAPHICAL PRESENTATION**

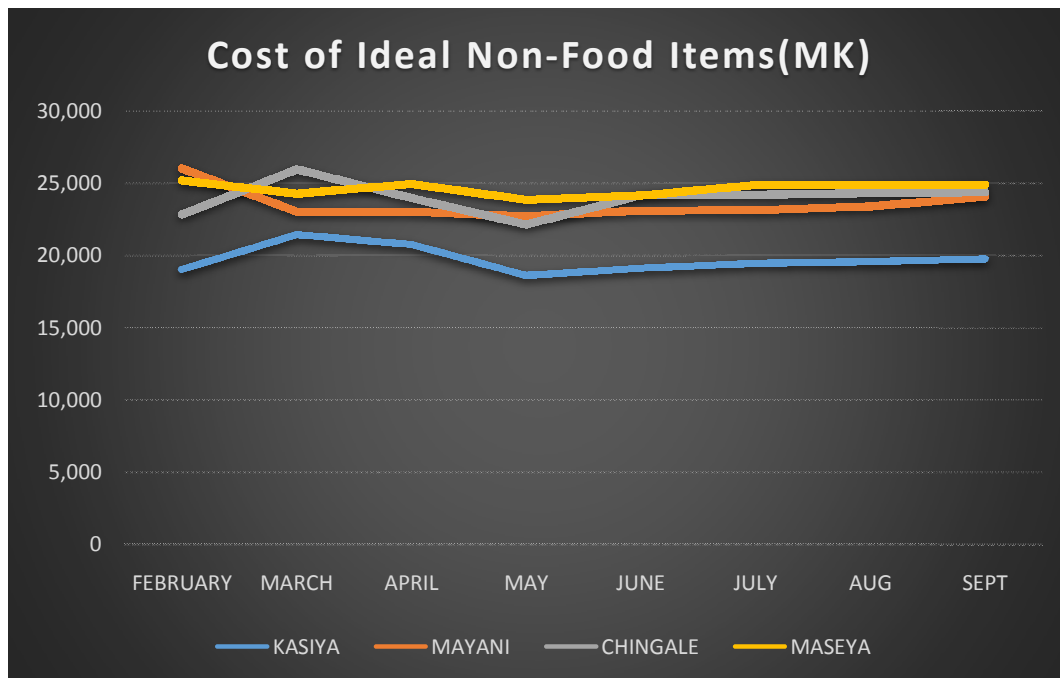
**Kilocalorie Intake per person per day**



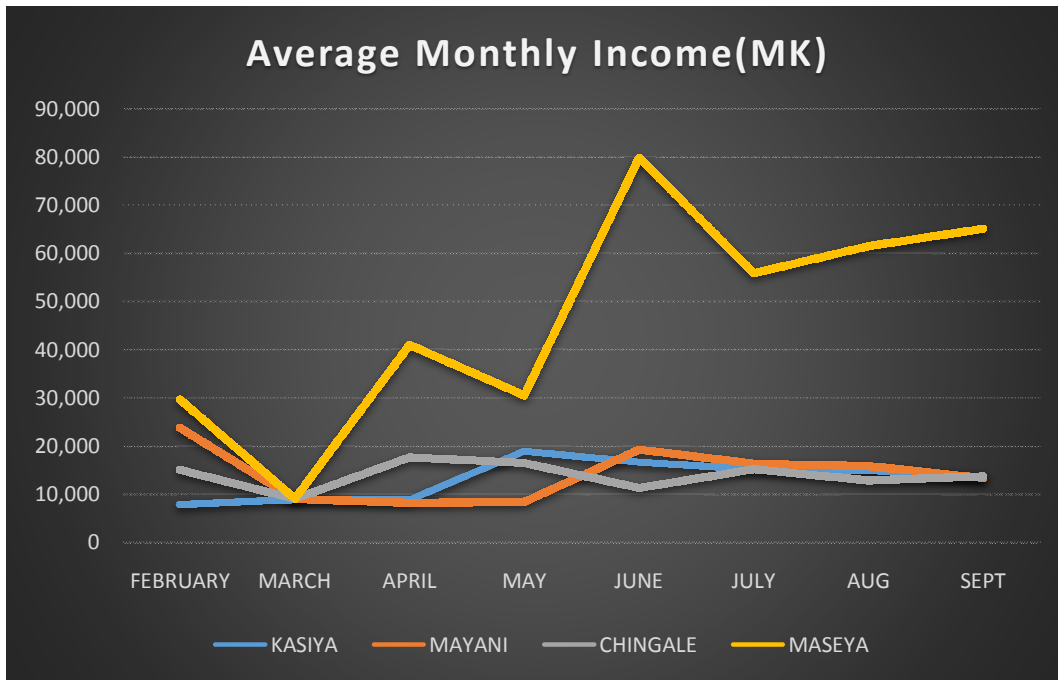
### Cost of Ideal Food Items



### Cost of Non-Food Items



### Average Monthly Income



### Cost of Living

