



CfSC

The Centre for Social Concern

Basic Needs Basket

Cost of Living for April 2023



THE COST OF LIVING IN ALL THE CITIES DROPPED IN APRIL AS MAIZE PRICES DROPPED AS FARMERS WERE HARVESTING THE COMMODITY

In contrast with an increased cost of living in the month of March, the month of April experienced a drop in the cost of living with exception of Lilongwe where the cost of living went up by 2.5%. The main contributor to this drop in the cost of living is the reduction in maize prices in the areas we collect data. The overall average cost of living in April was MK385,848, a drop of 4.9% from MK405,669 in March 2023. Although the cost of living of MK450,050 in Blantyre was the highest in April, there has been a drop of 2.2% from March's record of MK459,960. The cost of living MK310,551 for Karonga remained the lowest in April 2023.

*Centre for Reflection,
Research and Action on
Issues of Social Concern in
the Light of the Gospel and
the Church's Social
Teaching*



Lilongwe Cost of Living for a Household of Six People for April 2023

A. FOOD ITEMS			B. NON FOOD ITEMS		
Maize	36,375	72,750	Charcoal (50 kgs)	24,750	49,500
Milling (Including Grinding)	438	6,132	Protex	888	8,880
Beans (0.8kg/day) 8 Days	1,638	10,483	Boom	906	7,248
Dry Usipa (250g/day) 4 days	11,275	11,275	Clere Body Lotion	1,194	2,388
Dry Utaka/Mcheni (200g/day) 4 days	10,250	8,200	Vaseline Blue Seal	2,313	4,626
Kapenta (200g/day) 4 days	0	0	Electricity	11,660	11,660
Beef(1 kg/day) 4 days	4,000	16,000	Running Water (meter)	6,944	6,944
Eggs (12/day) 4 days	161	7,728	Housing (3 bedroom)	71,212	71,212
Rape (750g/day) for 30 days	813	18,293	Sub-Total	162,458	
Tomato (0.5 Kg/day) 30 days	1,773	26,595	Lilongwe Total Basic Needs 420,014		
Onion (116g/day) 30 days	1,401	4,904			
C. SOME OTHER ADDITIONAL COSTS					
Fresh Milk (250ml/day) 30 days	606	9,090	Education		
Kazinga Cooking oil (100mls/day)30 days	3,575	10,725	Secondary (fees) per year		
Bread (5 bkfsts / wk) 20 days	1,300	26,000	44,280		
Sugar (2 Kgs /Week)	1,481	11,848	Primary (GPF) per year		
Kitchen Salt	638	638	2,560		
Tea leaves (Chisangalalo)	250	10,000	Uniform/shoes (Primary) per year		
Cassava /potatoes (2Kgx2Bkfst/)	431	6,896	22,647		
			Uniform/shoes (Secondary) per year		
			38,184		
			Other (pens, books, etc.) per term		
			20,086		
	Sub-Total	257,556	Sub-Total	127,757	

Zomba Cost of Living for a Household of Six People for April 2023

A. FOOD ITEMS			B. NON FOOD ITEMS		
Maize	24,000	48,000	Charcoal (50 kgs)	14,286	28,572
Milling (Including Grinding)	500	7,000	Protex	949	9,490
Beans (0.8kg/day) 8 Days	1,829	11,706	Boom	921	7,368
Dry Usipa (250g/day) 4 days	7,143	7,143	Clere Body Lotion	1,207	2,414
Dry Utaka/Mcheni (200g/day) 4 days	7,714	6,171	Vaseline Blue Seal	2,500	5,000
Kapenta (200g/day) 4 days	6,000	4,800	Electricity	13,712	13,712
Beef(1 kg/day) 4 days	3,929	15,716	Running Water (meter)	13,656	13,656
Eggs (12/day) 4 days	176	8,448	Housing (3 bedroom)	56,776	56,776
Rape (750g/day) for 30 days	743	16,718	Sub-Total	136,988	
Tomato (0.5 Kg/day) 30 days	2,671	40,065	Zomba Total Basic Needs 376,445		
Onion (116g/day) 30 days	1,614	5,649			
C. SOME OTHER ADDITIONAL COSTS					
Fresh Milk (250ml/day) 30 days	586	8,790	Education		
Kazinga Cooking oil (100mls/day)30 days	3,714	11,142	Secondary (fees) per year		
Bread (5 bkfsts / wk) 20 days	1,300	26,000	68,771		
Sugar (2 Kgs /Week)	1,514	12,112	Primary (GPF) per year		
Kitchen Salt	614	614	9,000		
Tea leaves (Chisangalalo)	151	6,040	Uniform/shoes (Primary) per year		
Cassava /potatoes (2Kgx2Bkfst/)	209	3,344	49,114		
			Uniform/shoes (Secondary) per year		
			52,912		
			Other (pens, books, etc.) per term		
			15,185		
	Sub-Total	239,457	Sub-Total	194,982	

Blantyre Cost of Living for a Household of Six People for April 2023

A. FOOD ITEMS			B. NON FOOD ITEMS		
Maize	27,929	55,858	Charcoal (50 kgs)	28,929	57,858
Milling (Including Grinding)	400	5,600	Protex	850	8,500
Beans (0.8kg/day) 8 Days	1,771	11,334	Boom	836	6,688
Dry Usipa (250g/day) 4 days	19,000	19,000	Clere Body Lotion	1,186	2,372
Dry Utaka/Mcheni (200g/day) 4 days	14,714	11,771	Vaseline Blue Seal	1,779	3,558
Kapenta (200g/day) 4 days	21,429	17,143	Electricity	15,466	15,466
Beef(1 kg/day) 4 days	3,857	15,428	Running Water (meter)	15,922	15,922
Eggs (12/day) 4 days	150	7,200	Housing (3 bedroom)	64,249	64,249
Rape (750g/day) for 30 days	500	11,250	Sub-Total		174,613
Tomato (0.5 Kg/day) 30 days	3,264	48,960	Blantyre Total Basic Needs		450,040
Onion (116g/day) 30 days	1,686	5,901			
Fresh Milk (250ml/day) 30 days	493	7,395	C. SOME OTHER ADDITIONAL COSTS		
Kazinga Cooking oil (100mls/day)30 days	3,629	10,887	Education		
Bread (5 bkfsts / wk) 20 days	1,236	24,720	Secondary (fees) per year		37,397
Sugar (2 Kgs /Week)	1,493	11,944	Primary (GPF) per year		5,624
Kitchen Salt	571	571	Uniform/shoes (Primary) per year		65,121
Tea leaves (Chisangalalo)	70	2,800	Uniform/shoes (Secondary) per year		47,138
Cassava /potatoes (2Kgx2Bkfst/)	479	7,664	Other (pens, books, etc.) per term		21,217
Sub-Total		275,427	Sub-Total		176,498

Mzuzu Cost of Living for a Household of Six People for April 2023

A. FOOD ITEMS			B. NON FOOD ITEMS		
Maize	26,375	52,750	Charcoal (50 kgs)	20,667	41,334
Milling (Including Grinding)	1,500	21,000	Protex	1,042	10,420
Beans (0.8kg/day) 8 Days	2,117	13,549	Boom	658	5,264
Dry Usipa (250g/day) 4 days	4,500	4,500	Clere Body Lotion	1,150	2,300
Dry Utaka/Mcheni (200g/day) 4 days	11,083	8,866	Vaseline Blue Seal	2,100	1,066
Kapenta (200g/day) 4 days	4,000	3,200	Electricity	6,465	6,465
Beef(1 kg/day) 4 days	4,583	18,332	Running Water (meter)	6,102	6,102
Eggs (12/day) 4 days	150	7,200	Housing (3 bedroom)	34,631	34,631
Rape (750g/day) for 30 days	805	18,113	Sub-Total		107,582
Tomato (0.5 Kg/day) 30 days	1,532	22,980	Mzuzu Total Basic Needs		360,648
Onion (116g/day) 30 days	1,295	4,533			
Fresh Milk (250ml/day) 30 days	800	12,000	C. SOME OTHER ADDITIONAL COSTS		
Kazinga Cooking oil (100mls/day)30 days	3,650	10,950	Education		
Bread (5 bkfsts / wk) 20 days	1,400	28,000	Secondary (fees) per year		60,000
Sugar (2 Kgs /Week)	1,600	12,800	Primary (GPF) per year		4,650
Kitchen Salt	1,270	1,270	Uniform/shoes (Primary) per year		51,520
Tea leaves (Chisangalalo)	200	8,000	Uniform/shoes (Secondary) per year		72,000
Cassava /potatoes (2Kgx2Bkfst/)	314	5,024	Other (pens, books, etc.) per term		13,924
Sub-Total		253,066	Sub-Total		202,093

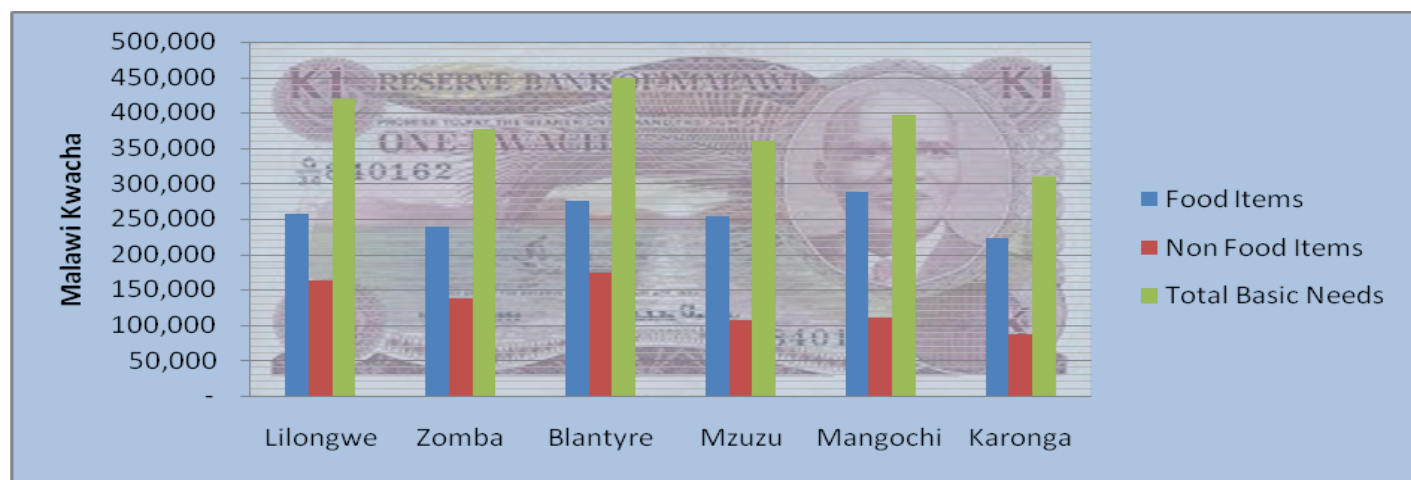
Mangochi Cost of Living for a Household of Six People for April 2023					
A. FOOD ITEMS			B. NON FOOD ITEMS		
Maize	25,000	50,000	Charcoal (50 kgs)	15,167	30,334
Milling (Including Grinding)	700	9,800	Protex	1,300	13,000
Beans (0.8kg/day) 8 Days	1,600	10,240	Boom	800	6,400
Dry Usipa (250g/day) 4 days	14,667	14,667	Clere Body Lotion	1,300	2,600
Dry Utaka/Mcheni (200g/day) 4 days	14,833	11,866	Vaseline Blue Seal	2,000	1,600
Kapenta (200g/day) 4 days	17,667	14,134	Electricity	8,358	8,358
Beef(1 kg/day) 4 days	4,000	16,000	Running Water (meter)	8,858	8,858
Eggs (12/day) 4 days	150	7,200	Housing (3 bedroom)	38,525	38,525
Rape (750g/day) for 30 days	710	15,975	Sub-Total		109,675
Tomato (0.5 Kg/day) 30 days	3,600	54,000	Mangochi Total Basic Needs		397,392
Onion (116g/day) 30 days	2,867	10,035			
Fresh Milk (250ml/day) 30 days	600	9,000	C. SOME OTHER ADDITIONAL COSTS		
Kazinga Cooking oil (100mls/day)30 days	4,000	12,000	Education		
Bread (5 bkfsts / wk) 20 days	1,200	24,000	Secondary (fees) per year		67,287
Sugar (2 Kgs /Week)	1,500	12,000	Primary (GPF) per year		4,500
Kitchen Salt	800	800	Uniform/shoes (Primary) per year		50,136
Tea leaves (Chisangalalo)	200	8,000	Uniform/shoes (Secondary) per year		48,891
Cassava /potatoes (2Kgx2Bkfst/)	500	8,000	Other (pens, books, etc.) per term		34,631
	Sub-Total	287,717	Sub-Total		205,445

Karonga Cost of Living for a Household of Six People for April 2023					
A. FOOD ITEMS			B. NON FOOD ITEMS		
Maize	25,000	50,000	Charcoal (50 kgs)	10,100	20,200
Milling (Including Grinding)	700	9,800	Protex	850	8,500
Beans (0.8kg/day) 8 Days	700	4,480	Boom	1,000	8,000
Dry Usipa (250g/day) 4 days	5,000	5,000	Clere Body Lotion	2,200	4,400
Dry Utaka/Mcheni (200g/day) 4 days	3,000	2,400	Vaseline Blue Seal	2,250	4,500
Kapenta (200g/day) 4 days	0	0	Electricity	5,653	5,653
Beef(1 kg/day) 4 days	3,500	14,000	Running Water (meter)	7,486	7,486
Eggs (12/day) 4 days	200	9,600	Housing (3 bedroom)	28,389	28,389
Rape (750g/day) for 30 days	735	16,538	Sub-Total		87,128
Tomato (0.5 Kg/day) 30 days	1,613	24,195	Karonga Total Basic Needs		310,551
Onion (116g/day) 30 days	1,475	5,163			
Fresh Milk (250ml/day) 30 days	800	12,000	C. SOME OTHER ADDITIONAL COSTS		
Kazinga Cooking oil (100mls/day)30 days	3,750	11,250	Education		
Bread (5 bkfsts / wk) 20 days	1,300	26,000	Secondary (fees) per year		66,139
Sugar (2 Kgs /Week)	1,600	12,800	Primary (GPF) per year		5,578
Kitchen Salt	390	390	Uniform/shoes (Primary) per year		44,269
Tea leaves (Chisangalalo)	150	6,000	Uniform/shoes (Secondary) per year		62,394
Cassava /potatoes (2Kgx2Bkfst/)	863	13,808	Other (pens, books, etc.) per term		23,763
	Sub-Total	223,423	Sub-Total		202,143

Table showing Cost of Living per District

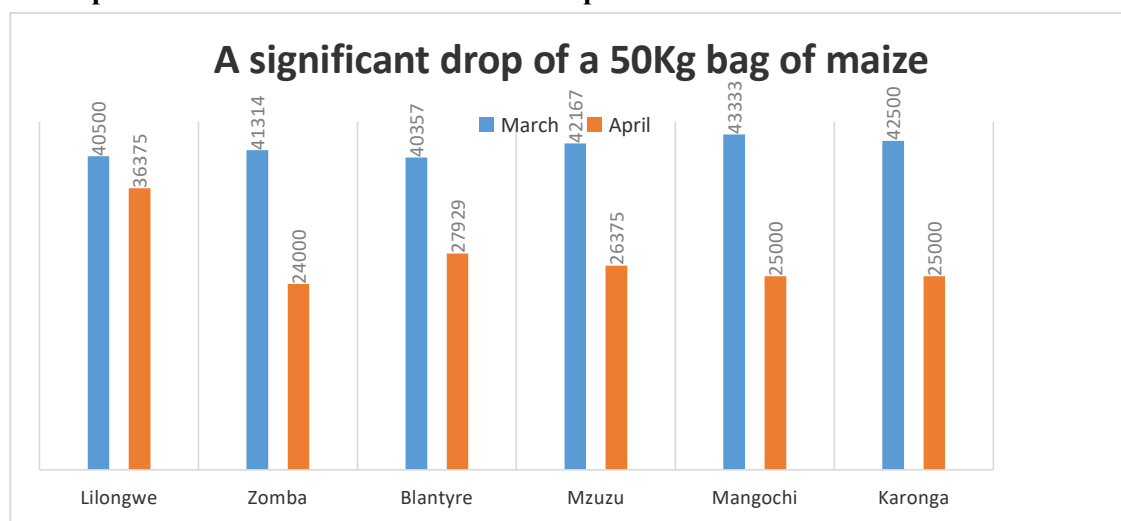
District	Food Items	Non Food Items	Total Basic Needs
Lilongwe	257,556	162,458	420,014
Zomba	239,457	136,988	376,445
Blantyre	275,427	174,613	450,040
Mzuzu	253,066	107,582	360,648
Mangochi	287,717	109,675	397,392
Karonga	223,423	87,128	310,551

Graph showing Cost of Living per District



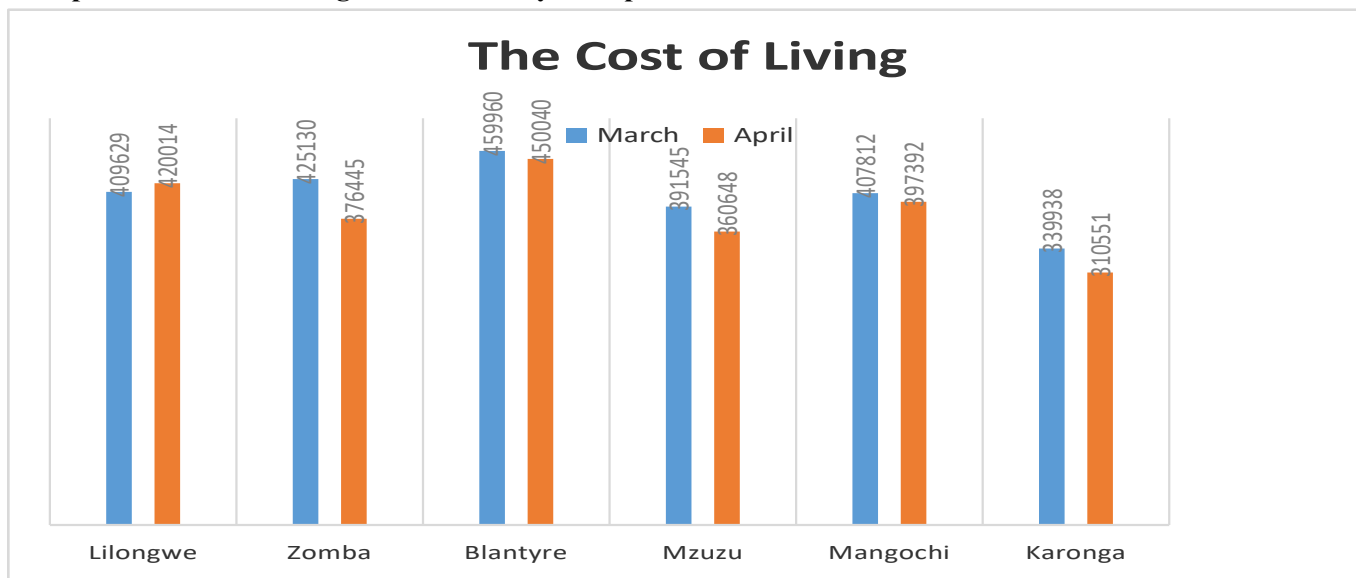
Note: Total Basic Needs is calculated from Total Food Items + Total Non-food Items

A drop in Maize Prices between March and April 2023



The graph above clearly shows a significant drop in the maize prices between March and April 2023. This is due to the availability of high volumes of maize in the market since farmers had started harvesting the commodity.

A drop in the Cost of Living Contributed by a drop in Maize Prices



The prices of maize is the main contributor in the pushing up or down of the cost of living. Comparing the prices of maize in March and April, the difference is huge because in March, most of maize crop was still in the garden but the majority of farmers started harvesting in April, making maize commodity to start flooding the market, thereby increasing the supply and reduction in the prices. This had made the cost of living going down as shown in the graph above.

Monthly Average for Cost of Living

Monthly Average	2022	2022	2022	2022	2022	2022	2022	2022	2023	2023	2023	2023
	May	Jun	Jul	Aug	Sept	Oct	Nov	Dec	Jan	Feb	Mar	April
Amount (MK)	257,028	270,799	288,180	307,724	307,368	325,902	327,606	328,522	356,108	372,471	405,669	385,848

Fuel (Cost at the Pump)

Diesel (per litre)	K1920
Petro (per litre)	K1746
Paraffin (per litre)	K833

Minibus Fare

Lilongwe	K2,200
Zomba	K2,000
Blantyre	K1,600
Mzuzu	K2,700

NB: 1 USA dollar (\$) = K1, 042.67 Malawian Kwacha (MK). Source: <https://www.oanda.com/currency-converter/en/> : The Social Conditions Research Programme of the Centre for Social Concern Conducted these surveys from 25th to 26th April, 2023 in the cities of Lilongwe, Zomba, Blantyre, Mzuzu and peri urban areas of Mangochi and Karonga.

NOTE: The data on Electricity, Housing, Water and other additional Costs is collected and analyzed on quarterly basis